

Crossroads Cable

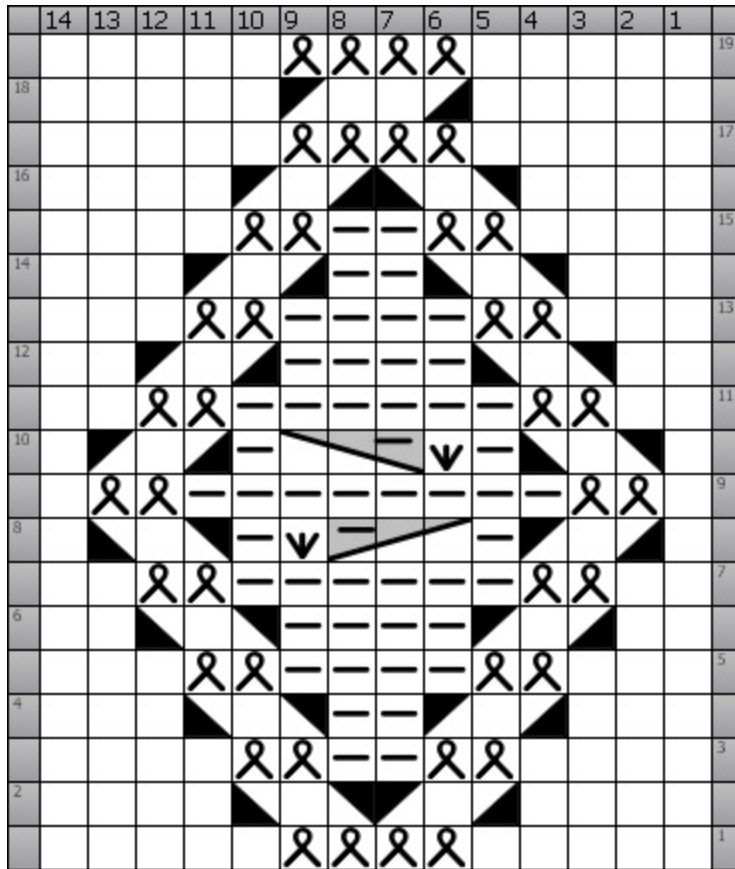


This is some sample text for the design:




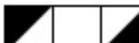





Lorem ipsum dolor sit amet, consectetur adipiscing elit.

Suspendisse ultrices nulla ac erat.

Suspendisse lorem. Integer nec elit. Pellentesque habitant morbi tristique senectus et netus et malesuada fames ac turpis egestas. Pellentesque at nisi in augue placerat interdum. Sed quis enim. Quisque bibendum accumsan nulla. Curabitur sed mauris. Quisque orci felis, placerat quis, interdum ut, facilisis sit amet, elit. Aliquam nec dolor. Nam vel augue. Vivamus sed augue. Ut eu augue ut est vehicula vestibulum. Etiam sagittis tempor arcu. Vivamus malesuada egestas mi.



Duis convallis. Suspendisse at leo. Aenean vehicula purus in lectus eleifend adipiscing. Pellentesque urna purus, gravida non, accumsan vitae, condimentum ac, erat. Nullam fringilla porta ligula. Ut tempus consequat magna. Nullam sed sem. Nam diam urna, lobortis nec, lacinia nec, suscipit tempus, lectus. Pellentesque habitant morbi tristique senectus et netus et malesuada fames ac turpis egestas. Sed massa nibh, dignissim ac, ornare sit amet, blandit vitae, sem. Donec at orci vitae neque rhoncus iaculis. Ut vel nisl. Nam interdum luctus urna. Mauris imperdiet.

Key:	
 Increase 1-to-3 inc3 knit, purl, knit in 1 stitch	 Twist3Left t3l cross 1st and 2nd stitches in front over 3rd stitch, purl st in back k 2 stitches in front
 Knit k Knit	 Twist3Right t3r cross 2nd and 3rd stitches in front over 1st stitch, k 2 stitches in front purl st in back
 Purl p Purl	 Twist4Right t4r cross 3rd and 4th sts in front over 1st and 2nd sts, k 2 sts in front purl 2 sts in back
 Twist3Back t3b cross 2nd and 3rd stitches in front over 1st stitch, ktbl 2 stitches in front purl st in back	 Through the Back Loop tbl Work the stitch through the back loop
 Twist3Front t3f cross 1st and 2nd stitches in front over 3rd stitch, purl st in back ktbl 2 stitches in front	

Pellentesque eget orci vel elit adipiscing laoreet.

Cras eleifend dolor a odio. Nam non dui non dui iaculis aliquam. Maecenas ac nibh sit amet urna tempor egestas. Morbi metus purus, interdum non, tempus sit amet, laoreet sed, arcu. Integer posuere rutrum eros. Lorem ipsum dolor sit amet, consectetur adipiscing elit. Donec nisl. Maecenas sollicitudin porta metus. Nullam viverra pulvinar metus. Nunc consectetur tempus turpis. Vestibulum enim augue, condimentum non, commodo sit amet, feugiat sit amet, est. Aenean orci turpis, faucibus quis, mattis sit amet, suscipit vitae, ante. Integer tincidunt ipsum nec est. Suspendisse vitae purus. Integer imperdiet tristique justo. Maecenas ultricies enim non neque. Morbi molestie, nisl at elementum luctus, leo sapien lacinia dolor, sit amet consectetur nisl lorem ut lacus. Quisque quis orci. Fusce elit lectus, euismod quis, ultricies at, mattis id, nulla.

Chart: Crossroads

Cast On 14

Row 1 (RS): k5, tbl4, k5

Row 2 (WS): p4, t3l, t3r, p4

Row 3 (RS): k4, tbl2, p2, tbl2, k4

Row 4 (WS): p3, t3l, k2, t3r, p3

Row 5 (RS): k3, tbl2, p4, tbl2, k3

Row 6 (WS): p2, t3l, k4, t3r, p2

Row 7 (RS): k2, tbl2, p6, tbl2, k2

Row 8 (WS): p, t3l, k, inc3, t3b, k, t3r, p

Row 9 (RS): k, tbl2, p8, tbl2, k

Row 10 (WS): p, t3r, k, t3f, inc3, k, t3l, p

Row 11 (RS): k2, tbl2, p6, tbl2, k2

Row 12 (WS): p2, t3r, k4, t3l, p2

Row 13 (RS): k3, tbl2, p4, tbl2, k3

Row 14 (WS): p3, t3r, k2, t3l, p3

Row 15 (RS): k4, tbl2, p2, tbl2, k4

Row 16 (WS): p4, t3r, t3l, p4

Row 17 (RS): k5, tbl4, k5

Row 18 (WS): p5, t4r, p5

Row 19 (RS): k5, tbl4, k5

Ut arcu purus, rhoncus a, sagittis non, volutpat molestie, arcu.

Lorem ipsum dolor sit amet, consectetur adipiscing elit. In sapien mauris, vehicula quis, faucibus sed, adipiscing non, tortor. Morbi aliquet elementum eros. Sed nisi mi, tempus vel, accumsan et, posuere ut, sapien. Pellentesque egestas pharetra ante. Aenean iaculis dolor vel massa. Suspendisse euismod elit vel diam. Pellentesque habitant morbi tristique senectus et netus et malesuada fames ac turpis egestas. Integer elit nisl, fermentum ac, hendrerit a, vestibulum aliquet, turpis. Nunc diam velit, vehicula nec, commodo eget, molestie vel, nulla. In hac habitasse platea dictumst. Morbi fermentum fermentum ipsum. Aliquam adipiscing lacus ut turpis.



Donec vitae ipsum vel ipsum ultricies elementum.

1. Mauris in lacus.
2. Ut porttitor felis eu tortor.
3. In auctor bibendum dolor.
4. Duis condimentum, justo non convallis lobortis, odio velit malesuada lectus, ac hendrerit dolor magna et urna.
5. Ut ac lectus.

- Vivamus libero.
- Cum sociis natoque penatibus et magnis dis parturient montes, nascetur ridiculus mus.
- Ut nisi.
- Praesent sit amet quam scelerisque tellus varius eleifend.
- Pellentesque habitant morbi tristique senectus et netus et malesuada fames ac turpis egestas.

Original Design by YarnYenta.

[Buy Intwined Pattern Studio now!](#)